


Persistent Polarization in New York's Workforce: New Findings of Segmentation by Race, Gender and Nativity

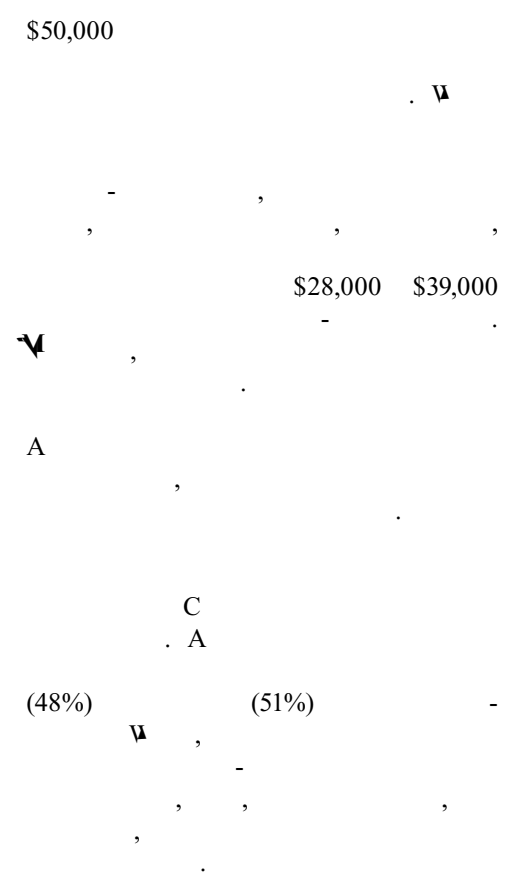
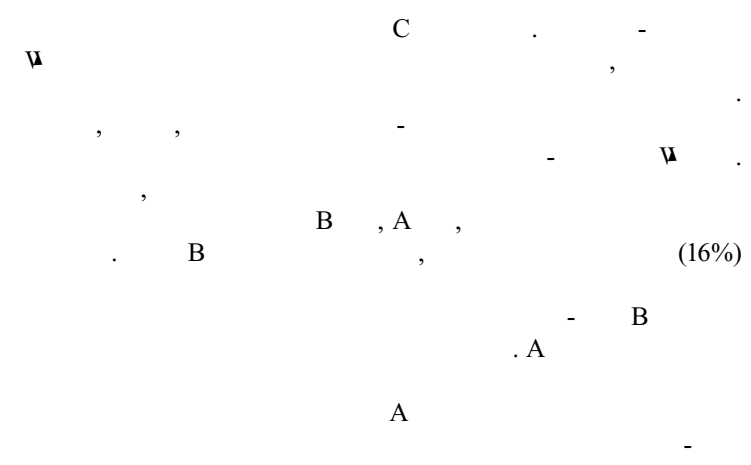
by Tarry Hum

Profile of the City's Current Labor Force



Labor Force Participation and Employment Sectors





B B W - W
(39%)

Household and Per Capita Earnings

AC C
- B
\$35,000. C
A B
\$18,600. W
B A B \$20,000.
- W
A A
\$105,348. - A
\$39,369 - W
A